

Town of Morris
2020 Financial Plan




What to Expect in 2020



Total Municipal Mill Rate

Decrease of 2.01 mills - Drops from 28.66 to 26.65

RRVSD Mill Rate – Drops from 13.57 to 12.57



Total Operational Spending

From \$3,838,079 to \$3,683,341
decrease of \$154,738 or 4.03%

Current Situation Assessment

2019 Portioned Assessment - \$ 82,870,080

2020 Portioned Assessment - \$ 88,497,840

Total Assessment Increase – 6.8%

- Residential – 5.3%
- Farm – 41.9%
- Commercial – 9.5%

Total Share of Portioned Assessment

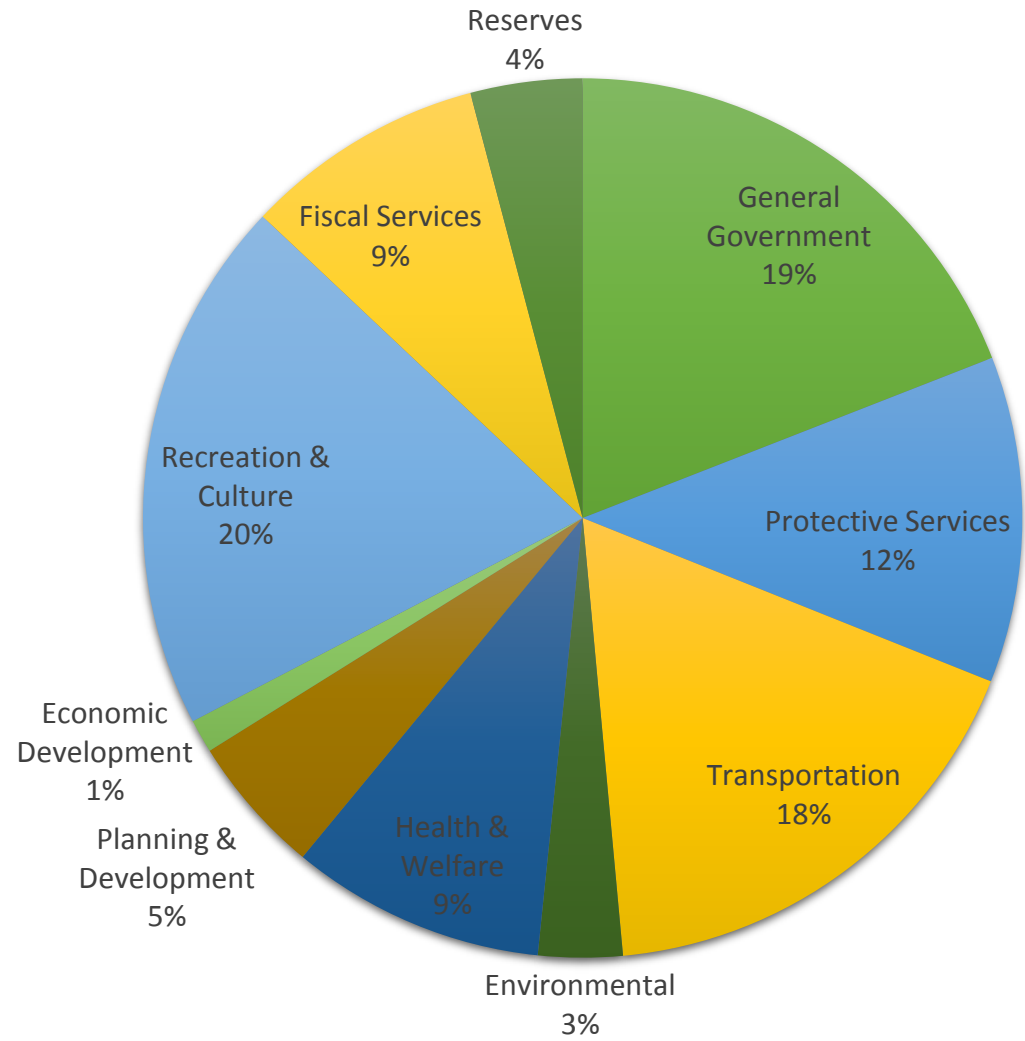
- Residential – 60.8%
- Farm – 0.7%
- Commercial – 35.8%
- Other – 2.7%

2020 Proposed Expenditures

Municipal Expenditures	2019 Budget	2020 Budget	% Change	\$ Change
General Government	690,754	702,281	1.70%	11,527
Protective Services	425,550	441,770	3.8%	16,220
Transportation Services	663,450	643,650	(3.0%)	(19,800)
Environmental Services	115,870	114,070	(1.6%)	(1,800)
Health & Welfare Services	54,960	344,720*	527.2%	289,760
Planning & Development	159,135	189,025	18.8%	29,890
Economic Development	46,370	45,300	(2.3%)	(1,070)
Recreation & Culture	714,263	724,687	1.5%	10,424
Fiscal Services	682,339	326,394	(52.2%)	(355,945)
Transfers to Reserves	285,388	151,444	(46.9%)	(133,944)
TOTAL	3,838,079	3,683,341	(4.0%)	(154,738)

* \$288,600 has been budgeted towards expenses for potential hospital upgrades. A matching amount of \$288,600 has been budgeted as a transfer from the Hospital Reserve.

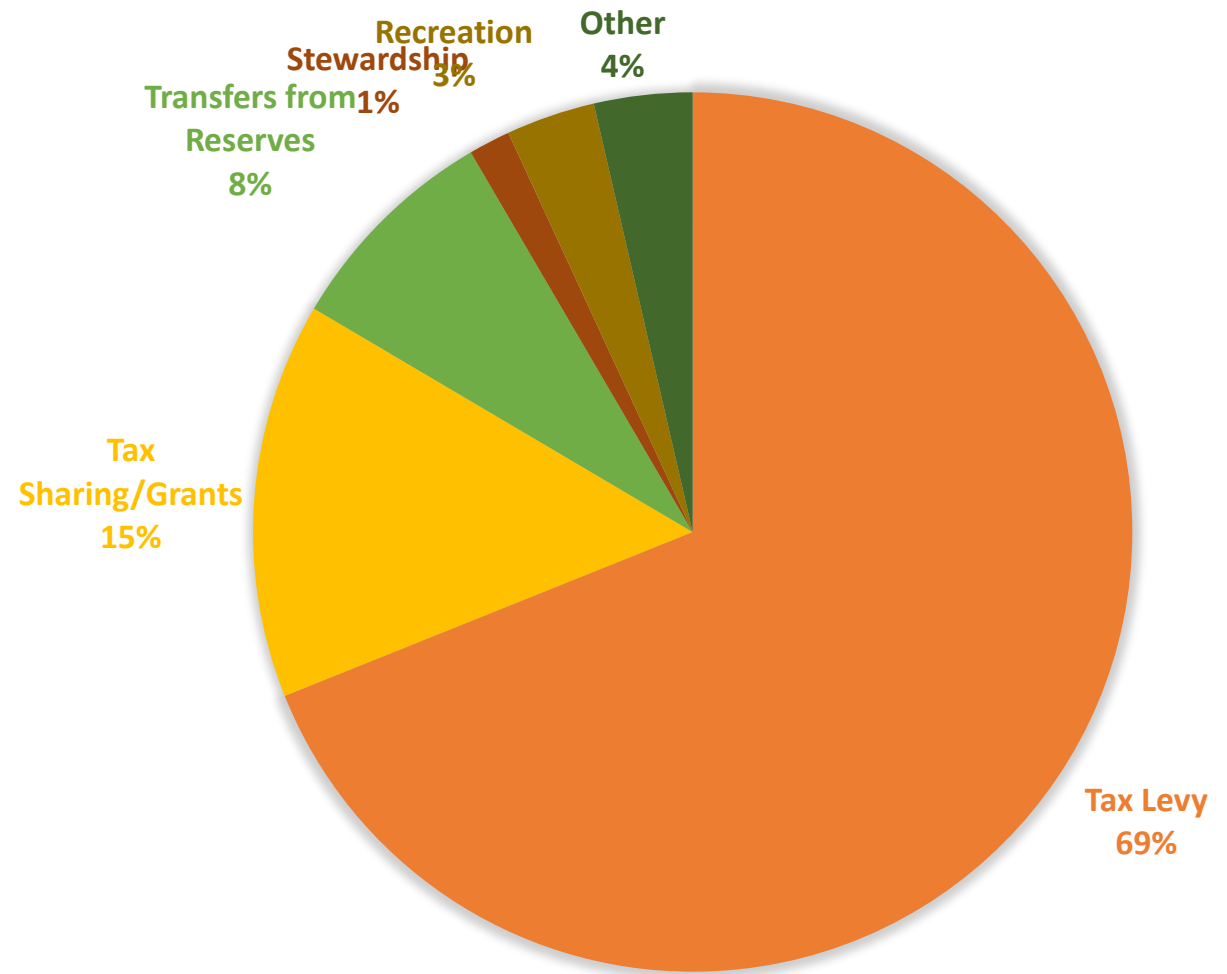
2020 Municipal Expenditures



2020 Municipal Revenue

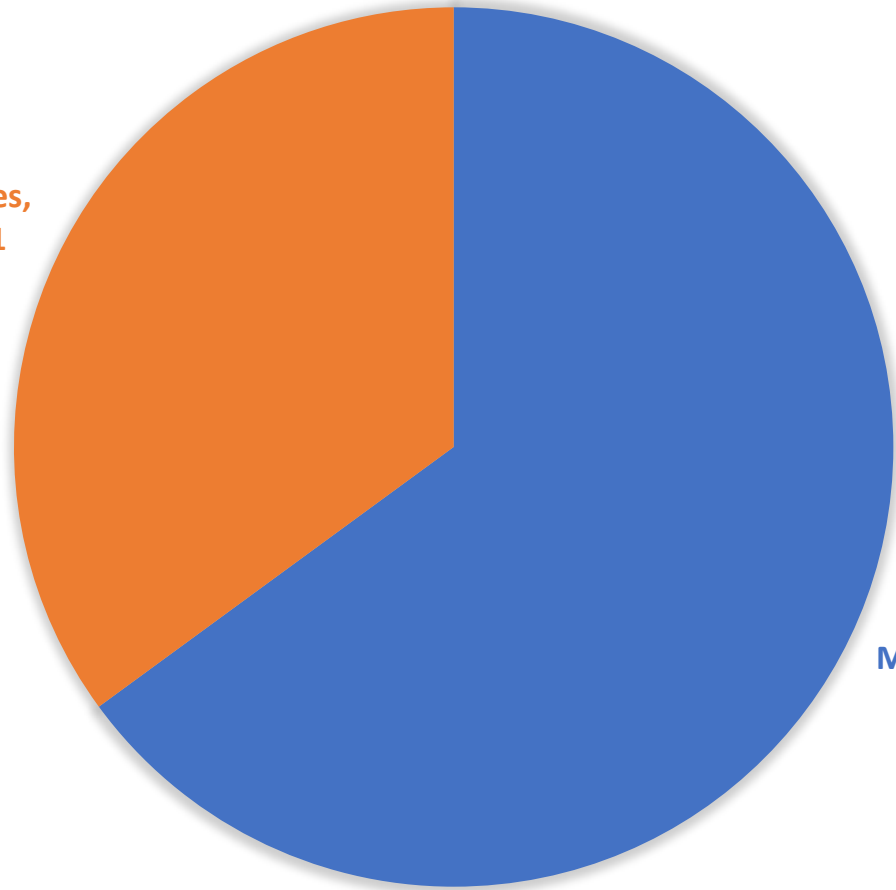
Tax Levy	2,541,308	66.34%
Tax Sharing/Grants	537,000	16.01%
Reserve Transfer - Hospital Reserve \$288,600 - Fire Reserve \$10,000	298,600	10.29%
Stewardship	56,415	1.59%
Recreation	120,800	2.86%
Other Revenue	133,210	2.91%
TOTAL	3,687,333	100.00%

2020 Total Municipal Revenues



Municipal vs. School Taxes

School Taxes,
1,371,751

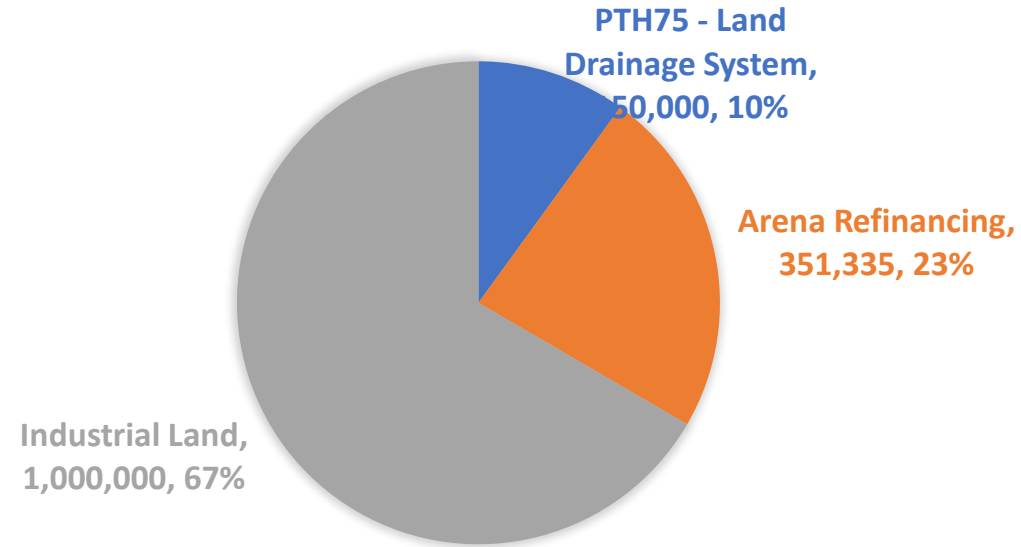


Municipal Taxes,
2,541,308

5 Year Comparison

	2015	2016	2017	2018	2019	2020
Mill Rate	33.50	29.60	30.10	28.66	28.66	26.65
Assessment (portioned)	62,489,950	74,373,160	76,398,820	80,864,510	82,870,080	88,497,840
Municipal Budget	3,594,708	3,304,984	3,568,447	4,036,080	3,838,079	3,683,341

2020 Long Term Debt Servicing



Total Outstanding Debt as of January 1, 2019	\$ 621,867
Total Outstanding Debt as of January 1, 2020	\$1,501,335
Total Outstanding Debt increased by	879,468
Total Allowable Debt (per provincial regulation, 7% of assessment):	\$6,194,849
Percentage of Allowable Debt Used:	24.2%

2019 Completed Projects



- Kennedy Street Resurfacing
- Public Works Storage Shed
- Public Works Equipment Renewal
 - 2013 Dodge Ram 1500 SLT
 - 2008 GMC 3500 HD
- Fire Department Equipment Renewal
 - Motorola Radios
 - SCBA Gear
 - Portable Fan
- MultiPlex – New Compressor for Chiller
- Purchase of Land for Industrial Development

Investing in the Future: 2020 Capital Projects

- Valley Fiber
- Development of industrial land
- Office Computer Server
- Council Chamber – Projector/Screen
- Fire Department – Fleetnet Bluetooth Radios
- Pool – HVAC Exhaust System

2020 Grants & Contributions

- Valley Ag Society - \$35,000
- Morris Chamber of Commerce - \$2,500
- Valley Regional Library - \$17,022
- Morris Area Senior Services - \$3,000
- Dekalb Superspiel - \$5,000
- Red River Valley Food Bank - \$4,900
- Riverview Golf & Country Club - \$12,500
- Kidsport - \$300
- Red River Valley Parent Child Centre - \$3,000
- Morris Youth for Christ - \$3,000
- Heritage Walking Trail - \$400
- Morris Dog Park - \$1,000



THANK YOU For
Attending

Comments and/or
Questions are Welcome!